

Engine Access Panel with Fan for Polaris XP 1000 2014-2023



ZP-YJ-030503-206

BEFORE YOU BEGIN

Read these instructions and check to be sure all parts and tools are accounted for. Please retain these installation instructions for future reference.


IMPORTANT

The *Access Panel* is exclusively designed for your vehicle. Please read the installation instructions thoroughly before beginning. Installation is easier if the vehicle is clean and free of debris. For your safety, and to ensure a satisfactory installation, perform all installation steps correctly in the sequence shown.


INSTALLATION INSTRUCTIONS

Note: Shift vehicle transmission into "PARK". Turn key to "OFF" position and remove from vehicle.

Product picture



1. First, disconnect the wiring harness connector from the original taillight (on the driver's side). Then, take out the connecting wire that comes with the product and connect one end of the connecting wire to the original taillight and the corresponding vehicle wiring harness connector. After that, pull the remaining wiring through the vehicle's gaps to the inspection hole. As shown in the figure:





Engine Access Panel with Fan for Polaris XP 1000 2014-2023



ZP-YJ-030503-206



2. Return to the rear of the vehicle, remove the original inspection hole cover, and then install the provided control switch onto the new inspection hole cover. As shown in the figure:



3. Connect the extended wiring harness to the switch according to the sequence shown in the image, and connect the other plug to the wiring harness plug on the fan. Finally, reinstall the inspection hole cover back onto the vehicle. As shown in the figure:


Note: After all the wiring harnesses are connected, you can start the vehicle and turn on the control switch on the cover plate to check if the fan starts normally. If it does not work, you can swap the positions of the black and white wires on the switch.



Engine Access Panel with Fan for Polaris XP 1000 2014-2023



ZP-YJ-030503-206



4. The installation is complete.



Note: Please refer to the installation video in the Amazon listing before your installation, or contact the seller for the installation video.