

# Inner Front Storage Basket for YAMAHA G22

SAUTVS®


ZP-YJ-041108-003

## BEFORE YOU BEGIN

Read these instructions and check to be sure all parts and tools are accounted. Please retain these installation instructions for future reference.

This *Inner Front Storage Basket* is exclusively designed for your vehicle. Please read the installation instructions thoroughly before beginning. Installation is easier if the vehicle is clean and free of debris.

## PRODUCT



## INSTALLATION INSTRUCTIONS

1. Shift vehicle transmission into "PARK". Turn key to "OFF" position and remove from vehicle.  
2. Assemble parts 1, 2, and 3 using 16 pieces of M6\*16 hex socket screws, 16 pieces of M6 lock nuts, and 8 pieces of iron brackets (part 4). Align them and then tighten the screws as shown in the figure.





3. Use 4 pieces of M6\*16 hex socket screws, 4 pieces of M6 lock nuts, and 2 pieces of iron brackets (part 4) to install the left mounting bracket and the right mounting bracket to both ends of the storage box respectively, do not tighten the screws, as shown in the figure.

# Inner Front Storage Basket for YAMAHA G22

SAUTV5

ZP-YJ-041108-003

---



4. Secure the mounting bracket to the front A-pillar using four screws, and the installation is complete.



**Note:** Please refer to the installation video in the Amazon listing before your installation, or contact the seller for the installation video.