

Under Seat Storage Box for Polaris Ranger XD 1500 (Passenger Side)

ZP-YJ-030508-034

SAUTVS®

BEFORE YOU BEGIN

Read these instructions and check to be sure all parts and tools are accounted. Please retain these installation instructions for future reference.

This *Under Seat Storage Box* is exclusively designed for your vehicle. Please read the installation instructions thoroughly before beginning. Installation is easier if the vehicle is clean and free of debris.

PRODUCT



INSTALLATION INSTRUCTIONS

1. Shift vehicle transmission into "PARK". Turn key to "OFF" position and remove from vehicle.
2. Assemble the separate storage boxes into a complete unit using the provided screws and nuts. As shown in the pictures:





3. Secure the iron bracket to the bottom of the storage box using the provided carriage bolts and nuts. As shown in the diagram:


Under Seat Storage Box for Polaris Ranger XD 1500 (Passenger Side)

ZP-YJ-030508-034

SAUTV5



4. Lift the car seat cushion and unscrew a bolt from the car. Then place the assembled storage box under the seat cushion. Align the screw hole on the iron bracket with the hole from which the bolt was removed, and finally screw the removed bolt back into place. As shown in the diagram.



Under Seat Storage Box for Polaris Ranger XD 1500 (Passenger Side)

ZP-YJ-030508-034

SAUTVS®

Note: Please refer to the installation video in the Amazon listing before your installation, or contact the seller for the installation video.



5. The installation is complete.

