

Front Lower Fascia for Polaris Sportsman 570

SAUTV^{VS}


ZP-YJ-030503-207

BEFORE YOU BEGIN

Read these instructions and check to be sure all parts and tools are accounted. Please retain these installation instructions for future reference.




This *Front Lower Fascia* is exclusively designed for your vehicle. Please read the installation instructions thoroughly before beginning. Installation is easier if the vehicle is clean and free of debris.

PRODUCT



INSTALLATION INSTRUCTIONS


1. Shift vehicle transmission into "PARK". Turn key to "OFF" position and remove from vehicle.
2. First, remove the original vehicle grille, then take off the original guard plate; Replace and install the new guard plate, secure it using the original vehicle screws, and finally reinstall the grille. As shown in the figure:



Front Lower Fascia for Polaris Sportsman 570

ZP-YJ-030503-207

3. The installation is complete.



Note: Please refer to the installation video in the Amazon listing before your installation, or contact the seller for the installation video.